


IRV 메탈클래드저항기 METAL-CLAD RESISTORS

특징 FEATURES

알루미늄 케이스에 몰드된 구로이므로 기계적 강도가 우수하며, 주위환경에 완벽한 보호를 받아 내습성 뛰어나고, 소형이면서도 Heat-sink 를 적절히 이용하여 대전력에 사용 할 수 있도록 설계되어있다.

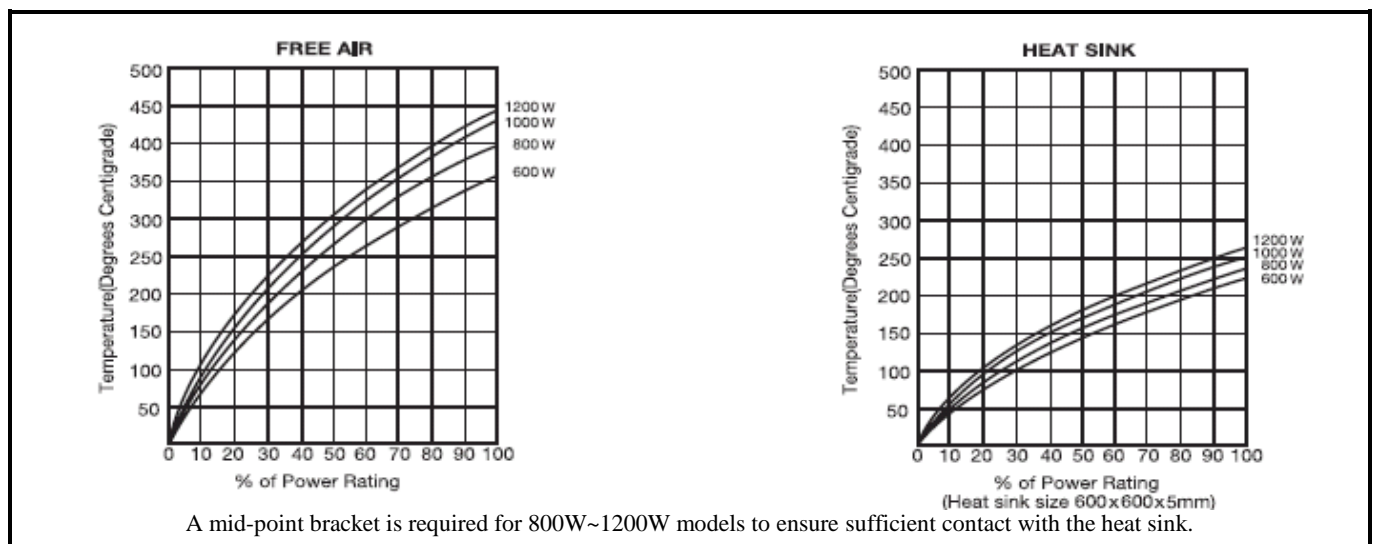
일반규격 GENERAL SPECIFICATIONS

 Type	정격전력 Rated Wattage	저항치범위 Resistance Range				허용오차 Resistance Tolerance
		Inductive		Non-Inductive		
		Parallel	Series	Parallel	Series	
IRV 600	600W	0.1~9	9.1~94	0.1~5.3	5.4~21	±0.5(D) ±1.0(F) ±2.0(G) ±5.0(J) ±10(K)
IRV 800	800W	0.1~11	11.1~112	0.1~7.2	7.2~29	
IRV 1000	1000W	0.1~18	18.1~140	0.1~9.0	9.1~36	
IRV 1200	1200W	0.1~25	25.1~160	0.1~12	12.1~48	
IRV 1600	1600W	0.1~35	35.1~200	0.1~17	17.1~55	
IRV 2000	2000W	0.1~40	40.1~250	0.1~20	20.1~60	

특성 CHARACTERISTICS

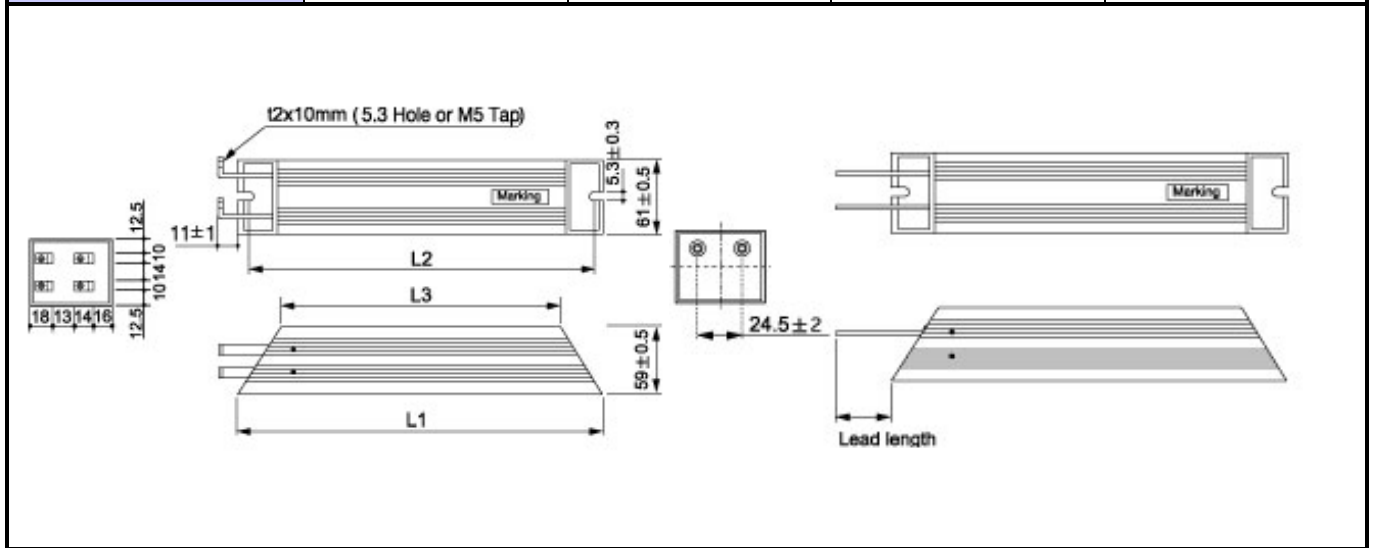
Test	Conditions & Test method	
1. 사용온도범위 Operating Temp. Range	-55°C~ +200°C	
2. 절연저항 Insulation Resistance	20MΩ Minimum	
3. 내전압 Dielectric Strength	Available options: AC1500V, AC2500V, 3500V, 4500V, 5400V (Max. leakage current: 2mA)	
4. 온도계수 Temperature coefficient	±260ppm/°C Maximum	
5. 단시간과부하 Short Time Overload	±[2.0% + 0.05Ω]	5×wattage rating for 5seconds ²
6. 내습성 Moisture Resistance	±[3.0% + 0.05Ω]	40°C, 95%RH, DC100V case to terminal (500hrs)
7. 열충격 Thermal Shock	±[2.0% + 0.05Ω]	Wattage rating 30minutes, -25°C 15 minutes
8. 내진성 Vibration	±[1.0% + 0.05Ω]	10Hz - 55Hz - 10Hz (1min), 2hrs. each direction.
9. 내습내구성 Moisture Load Life	±[3.0% + 0.05Ω]	40°C, 95%RH, 0.1×wattage rating. 1.5hrs.-on, 30min-off, 500hrs
10. 내구성 Load Life	±[5.0% + 0.05Ω]	Wattage rating 1.5hrs.-on, 30min-off, 500hrs

온도상승곡선 TEMPERATURE RISE CURVE



■ **촌법 DIMENSIONS**

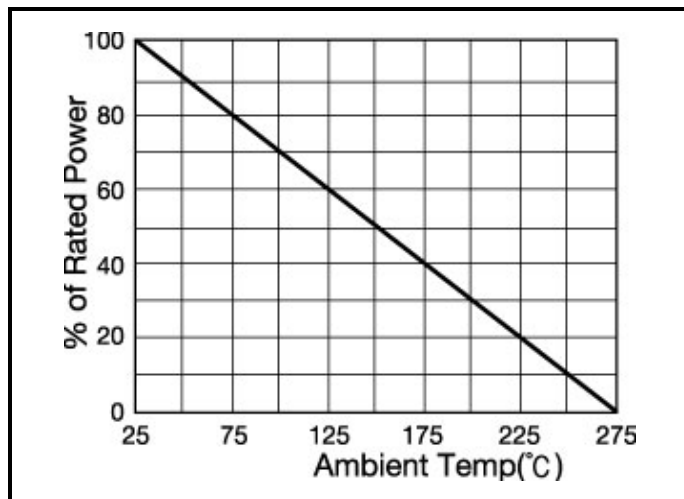
형명 Type	촌법 Dimensions [mm]			Weight[g]
	L1±2	L2±2	L3±2	
IRV 600	235	216	195	1165
IRV 800	285	266	245	1500
IRV 1000	335	316	295	1835
IRV 1200	405	386	365	2304
IRV 1600	460	441	420	2640
IRV 2000	510	491	470	3008



■ **단자전선규격 FLYING LEADS**

형명 Type	8mm ²	5.5mm ²	2mm ²
IRV 600~2000	0.1Ω ~ 0.99Ω	1Ω ~ 4.99Ω	5Ω ~

■ **전력경감곡선 DERATING CURVE**



■ **주문방법 HOW TO ORDER**

IRV 1000P(N) 10Ω J 300mm
 1 2 3 4 5(옵션)

1. 형명 Type
2. 정격전력 Rated Wattage(무유도 Non-Inductive)
3. 저항치 Resistance
4. 허용오차 Tolerance
5. 단자전선 Flying leads (옵션)